

Beauty & Practicality Design Solutions from Blum



 **blum**®
Perfecting motion

Content

- 03** Tips for planning your kitchen
- 10** Fascinating movement
- 16** Drawer solutions: TANDEMBOX
- 19** Lift systems: AVENTOS
- 22** Organising systems: ORGA-LINE
- 25** Hinge system: CLIP top BLUMOTION
- 27** Runner system: MOVENTO
- 29** Pull-out system: SERVO-DRIVE uno
- 32** Zone planner: DYNAMIC SPACE



Tips for planning your kitchen

A kitchen can be as beautiful as it is practical



Kitchens have to prove themselves during everyday activities for up to 20 years; a well equipped kitchen can lesson the work load and support kitchen users in their daily tasks. That's why it pays to carefully consider your personal shopping, cooking and storage requirements and how you will use your kitchen day-to-day. It's too late to change a kitchen once it has been installed. Blum wants to help ensure practicality is addressed during the planning process, not after.

Good workflows, enough storage space and top quality motion. For Blum, this means: workflow, space and motion – the three essential features of a practical kitchen.

We call our ideas for practical kitchens “DYNAMIC SPACE”. Following these principles will help ensure comfort and enjoyment of your new kitchen well into the future.

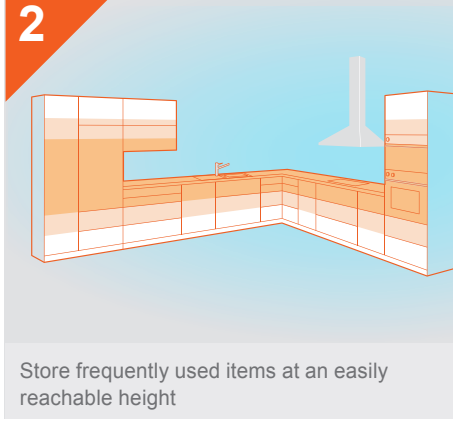


Workflow - Simple workflows, easy access



1

Are you right or left-handed?



2

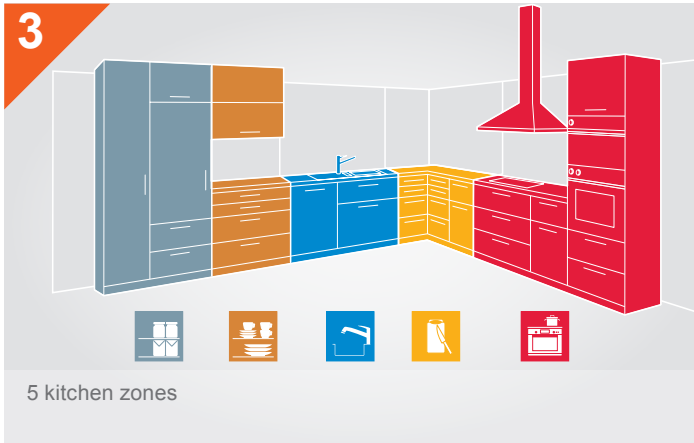
Store frequently used items at an easily reachable height

Simple workflows

Consider your everyday kitchen activities and arrange your kitchen to suit. When everything is stored where you use it, you will save time and shorten travel distances within the kitchen. This is achieved by dividing your kitchen into five zones; consumables, non consumables, cleaning, preparation and cooking. Storing frequently used items in their respective zone at easy to reach heights ensures optimal workflow.



Make sure you allow a sufficient work area for food preparation (min 900mm wide). Ideally, this should be located in the preparation zone; between the sink and the stove.



3

5 kitchen zones



4

Practical interiors with ORGA-LINE inner dividing system

Easy access

Everything should be easily accessible. Equip base cabinets in your kitchen with drawers and pull-outs which are fully extendable instead of doors. They are far more ergonomic and provide easy access to interiors. You no longer need to bend down and dig out things from the back of the cabinet. In addition, if interiors are well organised with an internal dividing system you have clear visibility of all contents.

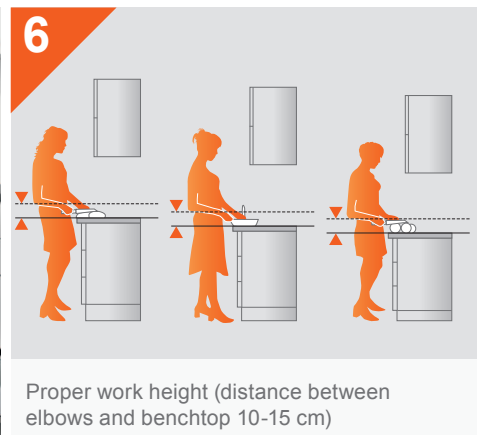


Achieve easy access and better workflows with AVENTOS overhead lift systems rather than doors in wall cabinets.



5

Full extension drawers or pull-outs instead of shelves in base cabinets



6

Proper work height (distance between elbows and benchtop 10-15 cm)

Space - Use every centimetre



SPACE TOWER pantry

Identify your own storage space requirement


Storage space requirements differ from person to person. Practical kitchens have enough storage space! Make sure that there is room for everything in your new kitchen by considering your cooking and shopping habits and lifestyle.



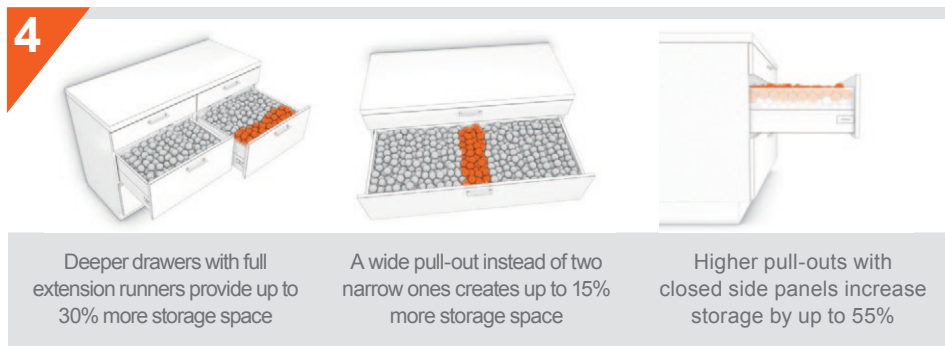
The storage space requirement of your kitchen depends entirely on you. Make a list of everything that needs storage in your kitchen during the planning phase.



U-shaped Sink Drawer




SPACE CORNER corner cabinet



Deeper drawers with full extension runners provide up to 30% more storage space

A wide pull-out instead of two narrow ones creates up to 15% more storage space

Higher pull-outs with closed side panels increase storage by up to 55%



Additional inner drawers create more storage space

Gain valuable storage space without changing the size of the room

One of the most important goals of kitchen design is to make the most of the space available. Cabinets with greater depth, high pull-outs with closed side panels and far sighted planning create extra space that would otherwise be wasted. Well thought out cabinet solutions help to ensure all available space is utilised to its full potential – Blum's innovative cabinet solutions including the SPACE CORNER, Sink Drawer, and SPACE TOWER (pantry) create additional usable space.



Optimise storage space and functionality with our ORGA-LINE inner dividing system.

Motion - Top quality motion



1

BLUMOTION damping for silent and effortless closing



2

BLUMOTION for doors

Superior quality of motion and enhanced user convenience

The quality of a kitchen does not depend on surface finishes alone. High quality fittings technology brings enhanced user convenience and top quality motion to kitchens. Kitchen cabinets, drawers and pull-outs which are easy to open, even when fully loaded can close silently making a beautiful kitchen practical. Blum's motion technologies; silent and effortless BLUMOTION soft close, and opening support systems SERVO-DRIVE (electric) and TIP-ON (mechanic), bring high comfort and top quality motion.



A well equipped kitchen can lessen the workload and support your daily kitchen tasks.



3

AVENTOS lift systems smoothly glide open, with infinitely variable opening positions and close silently and effortlessly.



4

SERVO-DRIVE, the electrical opening support system for pull-outs open with just a light touch on the front.

Easy to open with just a touch

Quality of motion is the driving force behind the entire development and manufacturing process of Blum products. The result: function that fascinates users worldwide and a guarantee of high quality of motion for the lifetime of the furniture.



Experience the benefits offered by Blum products and innovations in showrooms featuring Blum products. You will be amazed at the technology that inspires.



5

SERVO-DRIVE electrical motion support system for lift systems (closed with the push of a button)



6

TIP-ON mechanical opening support system, opens by pressing, closes with a light push.

How to help your kitchen designer

It makes sense to think about a few fundamental things in advance.

Your kitchen wishes will only be fulfilled if your kitchen designer is aware of all your needs, requirements and wants. A number of factors influence the design of your new kitchen.



Room size

What are the dimensions of the space for your new kitchen? (Provide your designer with a floor plan)



Connections

Where are the available connections (water, power etc.)?



Storage space

Do you have alternative storage space? (e.g. pantry, cellar...)



Size of household

How many people live in your household?



Habits

What are your shopping, cooking and eating habits?



Lifestyle

What do you use your kitchen for? (Entertainment, purely a working kitchen, etc.)

The Blum zone planner is a good way to establish the needs of your kitchen functionality - see back of brochure for your zone planner.

Practical cabinet solutions

Functional cabinets support good workflows.

Well thought out cabinet solutions offer convenient storage options in your kitchen. Optimal use is made of storage space and everything is close at hand.




SPACE TOWER pantry solution

Easy to use and offers plentiful storage space.



Wide sink cabinet solution

With an abundance of space for detergent, sponges and much more.



SPACE CORNER corner cabinet solution

Makes ergonomic use of tricky corner cabinets.



Narrow sink cabinet solution

Clear waste separation and storage space for bags etc.



Cabinet for bottles and spices solution

Practical storage thanks to bottle rack and spice holder.



Cabinet for crockery and cutlery solution

So you can set the table at lightning speed.

Every Blum product comes with

Fascinating movement

Providing support to furniture users for their individual kitchen workflows – that's what our fitting solutions are all about. With Blum products, we always offer your customers the right choice, ensuring the opening and closing of furniture becomes an experience – and everything runs like clockwork.



Closing silently and effortlessly

Whether it's pull-outs, hinges or lift systems – The BLUMOTION (soft close) function is integrated into virtually all of our fitting solutions. This ensures that closing is always silent and effortless – regardless of the force used or the weight of the lift system, door or pull-out.



Fascinating opening, as if by itself

With SERVO-DRIVE, our electrical motion support system, pull-outs and lift systems open as if by themselves: A light touch on the front is all that's required. A special feature of SERVO-DRIVE for AVENTOS is the ergonomic, easily accessible switch for automatic closing. With the integrated BLUMOTION feature, SERVO-DRIVE offers a complete solution for all-round, high level of movement.



SERVO-DRIVE
inside

Easy to open with just a touch

TIP-ON, our mechanical opening support system, provides functional opening. A single press on the front is enough to open handle-less pull-outs, doors and lift systems.



TIP-ON

inside

Drawer solutions

Give yourself easy access

Everything should be easily accessible. One of the main principles to optimise space in your kitchen is to equip base units with pull-outs instead of doors.

They are far more ergonomic and provide easy access to interiors. In addition, if interiors are well organised with ORGA-LINE you have clear visibility of all contents.

Blum's TANDEMBOX drawer systems can be fully extended to give users clear visibility of all contents, and it is also possible to use any design with Blum's space saving cabinet solutions, SPACE CORNER, SPACE TOWER (pantry) and Sink Drawer.

When you have pull-outs instead of doors - all contents can be seen at a glance, you have easy access and no longer need to bend down and dig things out from the back of the cabinet.

Blum's TANDEMBOX drawer systems come with the high quality motion of BLUMOTION - soft close. Providing perfect motion for the lifetime of the furniture.



BLUMOTION
inside

i

Think about what you need to store in your kitchen and make sure you have enough drawer space to facilitate your needs.

TANDEMBOX

Blum's TANDEMBOX drawer systems offer a variety of design possibilities which complement the changing façade of kitchen design. Our proven TANDEMBOX line includes two entirely different styles to choose from; TANDEMBOX intivo which exceeds all your design and functional expectations or TANDEMBOX antaro for a sophisticated design and minimalist style. Thanks to integrated BLUMOTION, drawers always close silently and effortlessly. SERVO-DRIVE or TIP-ON opening support systems are available for handle-less design, providing easy opening with just a light touch.

TANDEMBOX intivo



TANDEMBOX intivo in the Kitchen in Stainless Steel with frosted glass design element

TANDEMBOX intivo combines superior quality of motion with endless creative design possibilities making your kitchen, entertainment areas, study, wardrobes or bathroom interiors unique. Flawless finishes of silk white, terra black and stainless steel together with design elements from any desired material such as glass, timber or leather will fulfill all your creative desires and personalise your furniture. There is a design to suit any kitchen. You can customise design elements made from glass and imitation leather allowing you to personalise your pull-out system. Whether you take inspiration from your favourite piece of furniture, your kitchen splash back or perhaps a classic artwork, you have complete creative control.



TANDEMBOX intivo in the Living area in Stainless Steel



TANDEMBOX intivo in the Bathroom in Terra Black

TANDEMBOX antaro



TANDEMBOX antaro frosted glass design element



TANDEMBOX antaro metal design element

TANDEMBOX antaro combines proven technology with a minimalist design creating a more modern drawer system. The drawer's silk white finish and clear cut rectangular design highlights that less is more.

TANDEMBOX antaro provides you with more design options to standard drawer offers. The pull-out side can be closed using a metal or frosted glass design element giving your kitchen a sophisticated edge.

Perfecting motion in wall units

AVENTOS

Give yourself easy access and uninterrupted workflow



Achieve easy access and better workflows with AVENTOS overhead lift systems rather than left or right opening overhead cupboard doors. Imagine that you are emptying glasses and dishes from the dishwasher and putting them away into the wall cabinet. With AVENTOS, the front moves up and away from the work area. The lift system remains in position once you let go. Both hands are free and you have optimal access in to the cabinet interior. AVENTOS always closes silently and effortlessly thanks to BLUMOTION. No more ducking and weaving around your wall cabinet cupboard doors when emptying your dishwasher.

Blum AVENTOS overhead cabinet solutions

THEY FOLD, LIFT AND SWING UP AND OVER WITH FASCINATING EASE

AVENTOS is the ideal solution for any wall cabinet. Whether it is used in the kitchen or living area, whether there is lots of space available or only a little and whether it is used with small or large fronts, one thing never changes: the supreme ease of motion. Thanks to integrated BLUMOTION, lift systems always close silently and effortlessly. Combined with SERVO-DRIVE, lift systems will open with a light touch and close automatically with a press of a button. In addition to their proven stability and elegant design AVENTOS lift systems offer a complete solution for all-round high level movement.



Bi-fold lift system: AVENTOS HF

- Ideal for high wall cabinets
- Handle is easy to reach, even when the lift system is open
- Takes up minimal space even with large cabinet heights, thanks to the two-part front
- Can be used with fronts of different heights
- Variable stop



Up & over lift system: AVENTOS HS

- Ideal for large, one-part fronts
- Minimal space required thanks to swivel motion
- Can be combined with cornice or crown moulding
- No hinges required
- Variable stop



Lift up: AVENTOS HL

- Ideal for tall or wall cabinets with fronts above or for recessed cabinets.
- Suitable for smaller, one-piece and even low fronts
- Easy access to storage items
- No hinges required
- Variable stop



Stay lift
AVENTOS HK

- Ideal for small and medium wall cabinets
- The space requirement above cabinet is low thanks to the lift system motion
- No hinges required
- Variable stop



Small stay lift
AVENTOS HK-S

- Perfect for small cabinets, e.g. over refrigerators or SPACE TOWER (pantry)
- Harmonious proportions
- No hinges required
- Variable stop

Clear visibility and access to drawer contents

ORGA-LINE



ORGA-LINE FOR DRAWERS

ORGA-LINE containers or flexible utensil dividers can be arranged as required, depending on the items being stored. Cutlery and so much more stay perfectly organised in the high quality, hygienic, stainless steel trays. The containers are removable and dishwasher safe. Suitable to be used throughout the home, not just the kitchen. Available in containers, utensil dividers and combination sets.



ORGA-LINE FOR PULL-OUTS

With ORGA-LINE, everything is stored where it can be seen, even larger items can be stored securely. You can achieve a complete overview of the contents of your pull-outs, so that the right lid for the right container can be easily found when you need it. ORGA-LINE for pull-outs is available to suit both TANDEMBOX intivo and TANDEMBOX antaro drawer designs.



KITCHEN ACCESSORIES

ORGA-LINE kitchen accessories simplify many tasks and provide organisation and overview. The film and foil dispensers, knife holder, spice holder and plate holders ensure that everything is close at hand and easy to use when you need it. ORGA-LINE kitchen accessories easily transport to your preparation area and simply store away when you are done. Kitchen accessories are available individually or in kitchen accessories sets.

Note: D height pull-out is required to accommodate spice and plate holder accessories.

Everything inside

CLIP top BLUMOTION

Whether standard, profile door, blind corner, aluminium frame or angled hinges, with CLIP top BLUMOTION, you can cover many different applications. This hinge concentrates motion functionality into the smallest space. The integration of BLUMOTION into the hinge means that CLIP top BLUMOTION stands out with its sophisticated technology, high level of motion and elegant design.





- Numerous design application options
- Special hinges for glass, aluminium frame doors and many other special applications providing design freedom
- Hinges for furniture with and without handles
- Hinges blend harmoniously and inconspicuously into the furniture interior
- Silent and effortless closing, thanks to BLUMOTION - soft close
- Different large opening angles available to support access to the cabinet interior
- Even heavy doors can be moved easily

MOTION CAN BE EXPERIENCED

The quality of a kitchen does not depend on surface finishes alone. High quality fittings technology brings ease of use and quality of motion to kitchens. The way we move and interact in our kitchen is an important feel good factor. There is motion and then there is BLUMOTION - soft close. Every door can now close with one silent and graceful action. BLUMOTION - soft close can be switched on or off depending on what's needed. All hinges have quick and easy height, side and depth adjustments to provide fast and accurate adjustment to achieve the desired door gaps.

BLUMOTION - SOFT CLOSE

BLUMOTION is the soft close system developed by Blum. Thanks to BLUMOTION - soft close, furniture closes softly and effortlessly no matter how hard you slam the doors or drawers or how heavy they are.

BLUMOTION INTEGRATED INTO THE HINGE BOSS

Precise movement like clockwork - the integrated BLUMOTION is a technical masterpiece that fits into the smallest space providing silent and effortless closing action for furniture doors.

INSPIRING PERFECT MOTION FOR EVERY DOOR

Silent and effortless, that's how furniture doors close with BLUMOTION - regardless of the front weight or closing speed. Due to the ideal relationship between the closing mechanism and BLUMOTION, a gentle push is all that's required for closing - even for small and light doors.

*Note: Blum hinges are available in a soft close and non soft close solution. For handleless door applications TIP-ON hinges are also available.

MOVENTO

Wooden drawers and high quality furniture in all areas deserve smooth running action and quality functionality too. Imagine that you want to purchase new living room furniture, perhaps something made from noble wood in a timeless design? Our concealed runner system helps achieve individual design tastes as the drawer material can be customised to any front and the technology is invisible. The full extension drawers glide easily even under heavy loads with an effortless running action and storage space is easily accessible. SERVO-DRIVE or TIP-ON opening support system is available for handle-less fronts providing easy opening with just a light touch. Closing is silent and effortless thanks to integrated BLUMOTION soft close. The TIP-ON opening support system just needs a light press for closing.

With synchronised smooth running action

MOVENTO

Our new runner system MOVENTO with synchronised smooth running action improves runner properties for wooden drawers and pull-outs. MOVENTO is available in a 40kg and 60kg load bearing class. This opens up numerous possibilities for furniture design such as the use of extra-wide, high and deep pull-outs. This creates lots of storage space that can be filled with heavy items.

- Synchronised smooth running action
- Low opening forces
- Excellent sag values
- BLUMOTION for silent and effortless closing action
- For electrical supported opening: SERVO-DRIVE
- Also available with integrated TIP-ON function for mechanically-supported opening



A light touch is all that's required for opening

SERVO-DRIVE uno

Hands full, pull-outs closed... Does this sound familiar? You are right in the middle of cooking and want to throw away some vegetable peelings. You stand in front of the closed waste bin pull-out with your hands full and you struggle to use the bin. ...now there is a solution. Now waste bin pull-outs can be opened quickly and easily: with SERVO-DRIVE uno, the electrical opening support system for waste bin pull-outs, all you need is a light touch on the front with your hip, knee or foot. BLUMOTION dampening provides complete perfect motion, pull-outs always close silently and effortlessly.







YOU CAN RELAX IN YOUR KITCHEN

SERVO-DRIVE uno has an integrated feature that prevents unintentional opening. When cleaning the fronts, SERVO-DRIVE can be deactivated via a switched outlet.



SAFETY IS ASSURED

The sensitive collision detection feature reacts reliably: The opening sequence is immediately interrupted when an obstruction is detected.



A POWER CUT CAUSES NO PROBLEMS!

If the electrical supply fails, cabinets equipped with SERVO-DRIVE uno can be opened manually at any time.

SERVO-DRIVE uno bottom mount



Composed of:

- SERVO-DRIVE drive unit pre-attached to transformer and bracket
- Template for positioning bracket and drive unit
- 2x distance bumpers
- Connecting node
- Drip protection plate
- Installation and operating instructions

SERVO-DRIVE uno top mount



Composed of:

- SERVO-DRIVE drive unit pre-attached to transformer and horizontal bracket
- Template for positioning horizontal bracket and drive unit
- 2x distance bumpers
- Installation and operating instructions

For the storage items in your kitchen

ZONE PLANNER

Your perfect kitchen starts with careful planning. Blum can help with proven knowledge and experience that is trusted by kitchen manufacturers around the world. Blum's zone planner can be used as a first step in assessing the needs of your kitchen design, so you can provide a clear picture to your kitchen designer for your personal requirements.

TEST DRIVE YOUR KITCHEN DESIGN

Think carefully about your design - it's too late to change a kitchen after it is installed. A new kitchen should do one thing above all else - provide many years of enjoyment and satisfaction. Before your new kitchen is finalised, visit a Blum showroom or talk to your designer about trying out your plans with the Blum Kitchen Test Drive. This allows you to test out your design to make sure that it has everything you need in your perfect kitchen.

How much storage space do you need?

All well planned kitchens start out by first planning the individual kitchen work zones. The five DYNAMIC SPACE kitchen zones are Consumables, Non-consumables, Cleaning, Preparation and Cooking. Their allocation and setup are then customised to your personal requirements and workflows of these zones. The proper allocation of the zone will shorten distances travelled and simplify workflows.

Specific planning of storage space

The following checklist can be used to determine your individual requirements for storage space in each zone. Please check the items to be stored in your kitchen. If, for example, you store your 64-piece coffee service in the living room display cabinet, this would not be relevant for the kitchen.

Size of available kitchen space

This is the most important information as the available space is the starting point from which the new kitchen is defined. However, the layout of the kitchen space is not the only thing to consider. You should also take into consideration important aspects such as:

- Connection requirements (electricity, water, etc.)
- Dimensions and sill height of window
- Alternative storage space in the house
- Position of kitchen table
- Kitchen area (length, width, height of room)

This is why you should bring a detailed plan of your kitchen layout with you when meeting your kitchen designer for the first time. In order to be well prepared for planning your dream kitchen, it is also a good idea for the kitchen planner to know as much as possible about the:

- Size of household
- Lifestyle, cooking and eating habits
- Shopping habits
- Kitchen function (i.e. entertainment, dining, purely a working kitchen, etc)

Along with this general information, the following aspects also play an important role:

- Body heights (to determine the optimal work heights),
- Right-handed and/or left-handed people (important for the proper zone lay-out)
- Items to be stored in the kitchen



Consumables zone



☐ Bread



☐ Breakfast cereals
(cornflakes, muesli, ...)



☐ Coffee, tea and
cocoa



☐ Ingredients
(sugar, flour, semolina, ...)



☐ Finished and
semi-finished
products (unchilled)



☐ Canned good and
disposable glass
jars



☐ Snacks and sweets



☐ Baby food



☐ Refrigerator or
fridge/freezer
combination



☐ Drinks
(unchilled)

Simply tick the items that are relevant to your home and make any additional notes for your designer.



Non consumables zone

This kitchen zone is used to store items such as dishes, glasses, cutlery. Please check the items to be stored in your kitchen.




☐ Cutlery



☐ Dishes



☐ Glasses used on a daily basis



☐ Coffee service



☐ Dessert bowls



☐ Empty plastic containers



☐ Odds and ends



☐ Napkins



☐ Coffee maker



☐ Toaster



☐ Food-slicer



☐ Electric kettle



☐ Small electrical appliance (egg cooker, lemon press, chopper...)



☐ Cheese boards or snack serving plates



☐ Jugs and carafes



☐ Table ornaments



☐ Extra cutlery (silverware...)



☐ Extra dishes (Fine China,...)



☐ Extra glasses (silverware...)



☐ Extra coffee service (special occasions,...)



☐ Fondue pot



☐ Sandwich toaster/press jaffle toaster



☐ First aid and medicine



Cleaning zone

This zone contains storage areas, a place for waste collection as well as household cleaners and utensils along with the sink and dishwasher.



☐ Recycling/Waste separation and storage



☐ Cleaning utensils (sponges, brushes, detergent,...)



☐ Dishwasher tablets, Dishwasher powder



☐ Cleaning materials (rinse aid, general cleaning agents, scouring agents...)



☐ Cloths and tea towels



☐ Rubbish bags



☐ Shopping bags (paper and plastic bags, ...)



☐ Water heater



☐ Sink



☐ Dishwasher



Preparation zone

This zone is the main work area of the kitchen. Most kitchen preparation work takes place here. Kitchen utensils, spices and much more should be stored in this zone.



- ☐ Kitchen utensils
(beater, pizza roller,...)
-



- ☐ Kitchen tools
(can opener, garlic press,...)
-



- ☐ Kitchen knives
-



- ☐ Cutting boards
-



- ☐ Mixing bowls
-



- ☐ Oil/Vinegar
-



- ☐ Foil and bags
(aluminium foil, plastic freezer bags...)
-




- ☐ Paper towels
-



- ☐ Scales
-



- ☐ Elec. kitchen tools
(hand blender, hand mixer...)
-



- ☐ Food processors
-



- ☐ Food processors accessories
-



- ☐ Spices
-



- ☐ Baking utensils
(icing bag, cookie cutters, rolling pin,...)
-



Cooking zone

This kitchen zone includes the stove, oven, steamer, microwave, extraction hood/fan, pots, pans, cooking utensils and baking trays.



☐ Cooking utensils
(spatulas, wooden
spoons,...)



☐ Cooking pots, lids



☐ Pans



☐ Wok



☐ Special oven pans
(clay cooker, steamers,...)



☐ Casserole
dishes



☐ Baking tins



☐ Baking trays/
racks



☐ Oven mitts



☐ Baking utensils
(icing bag, cookie
cutters, rolling pin,...)



☐ Baking foil/paper



☐ Baking ingredients
(baking powder,...)



☐ Cookbooks



☐ Stove/cooktop



☐ Range hood



☐ Oven



☐ Microwave/
Steamer



☐ Pasta and rice

Quality for the Lifetime of the Furniture

A kitchen can be as practical as it is beautiful.

At Blum, research and product development has provided insights that ensure a kitchen can be as practical as it is beautiful. Blum Austria has been researching and observing kitchen users all over the world for over 60 years, this research ensures we develop the most practical product solutions and support initiatives such as DYNAMIC SPACE - ideas for practical kitchens.

Our goal is to ensure that our fittings systems provide comfort and function to furniture buyers for as long as the furniture is used. All Blum products are engineered to provide for a problem-free-use of the furniture during its lifetime, which is considered to be about 20 years. We achieve this goal by using the strictest internal guidelines that are the basis for our ISO 9001 quality management system. We also use our own testing laboratory in conjunction with other international testing organisations to monitor the quality of our products on a regular basis and observe how they are used in daily activities.

Blum strives to minimise its environmental impact. We use environmentally friendly processes, use raw materials intelligently and save energy wherever we can. Our goods come with guarantees that cannot be excluded under the Australian Consumer Law.

You are entitled to a replacement or refund for a major failure and compensation for any other reasonably foreseeable loss or damage.

You are also entitled to have the goods repaired or replaced if the goods fail to be of acceptable quality and the failure does not amount to a major failure.

Blum will provide replacement products to the original purchaser when any instructions issued by Blum have been complied with, including without limitation, that the product has not been subject to improper use, improper operation or excessive load.

Blum will be responsible for any expenses associated with sending the replacement parts to your address [within Australia]. Removal of the defective product and/or installation of the replacement part is not covered under warranty.

Non-electrical components are covered by lifetime warranty.

The warranty period for electrical components when used with Blum products is 5 years.

To make a claim, contact Blum customer service on 1800 179 186 or email info.au@blum.com where our customer service team will advise you on the process.

Blum Australia Pty. Ltd.
10 Blackbird Close Len Waters Estate NSW 2171
Phone: 1800 179 186 Email: info.au@blum.com

*For details on how to clean and maintain Blum products please visit www.blum.com



Be Inspired.

www.blum.com



The Blum logo, consisting of a stylized upward-pointing arrow followed by the word 'blum' in a bold, lowercase sans-serif font.

The Blum logo, consisting of a stylized upward-pointing arrow followed by the word 'blum' in a bold, lowercase sans-serif font.

Place distributor or company contact details here.

Experience the mesmerising motion
Blum Showrooms

Sydney (Head Office)
10 Blackbird Close
Len Waters Estate NSW 2171
Ph: 02 9612 5400

Adelaide
3/277-281 Sir Donald Bradman Drive
Cowandilla SA 5033
Ph: 08 8118 6070

Brisbane
6/39-45 Compton Road
Underwood QLD 4119
Ph: 07 3135 9490

Melbourne
4/245 Ferntree Gully Road
Mount Waverley VIC 3149
Ph: 03 9982 1720

Perth
3/50 Howe Street
Osborne Park WA 6916
Ph: 08 6467 0110

